








THERMOFORM POTS SEEDLING TRAYS










NEW SEASON
www.bolluplastik.com.tr

SEEDLING TRAY SERIES INFORMATION LIST

CODE	PRODUCT NAME	 WIDTH X LENGTH	 DIAMETER	 HEIGHT	 VOLUME					
							TRUCK INFORMATION		CONTAINER	
							PLT SIZE W x L	QTY/PLT	PLT QTY	QTY/PLT
F18	18 CELL SQUARE	560X310	85X85	85	450 CC					
F20	20 CELL SQUARE	348X278	64X64	78	235 CC					
F24K	24 CELL SQUARE	515X325	78X68	70	245 CC					
F24Y	24 CELL ROUND	515X325	70	70	218 CC					
F24P	24 CELL PAPERPOT	515X325	75	76	315 CC					
F28	28 CELL ROUND	515X325	62	70	178 CC					
F28K	28 CELL SQUARE	562X315	71X71	78	292 CC					
F32	32 CELL ROUND	515X325	59	72	140 CC					
F45	45 CELL ROUND	515X325	53	50	75 CC					
F45NEV	45 CELL ROUND SHORT	450X250	44	47	60 CC					
F45KB	45 CELL SQUARE	535X375	52X67	78	125 CC					
F48	48 CELL SQUARE	540X375	58X54	61	100 CC					
F50	50 CELL SQUARE	520X270	46X46	52	58 CC					
F60	60 CELL PAPERPOT	510X310	47	52	64 CC					
F70K	70 CELL SQUARE SHORT	515X325	41X38	48	53 CC					
F70D	70 CELL SQUARE LONG	515X325	41X38	68	68 CC					
F70P	70 CELL PAPERPOT	525X270	40X40	42	44 CC					
F72	72 CELL SQUARE	525X270	37X37	45	36 CC					
F72K	72 CELL SQUARE CONIC	502X325	37X37	45	45 CC					
F77	77 CELL SQUARE	502X325	40X41	65	67 CC					
F77MEX	77 CELL MEX	560X360	47X47	60	80 CC					
F84	84 CELL SQUARE	500X300	35X35	48	38 CC					
F84P	84 CELL PAPERPOT	504X307	37X37	40	33 CC					
F104K	104 CELL ROUND SHORT	504X307	34	39	25 CC					
F104D	104 CELL ROUND LONG	535X310	33	55	33 CC					
F104ARB	104 CELL ARB	505X305	36X36	50	31 CC					
F104P	104 CELL PAPERPOT	534X276	35X35	40	31 CC					
F128	128 CELL SQUARE	530X305	30X30	50	25 CC					
F160PS	160 CELL SEEDLING TRAY	530X305	28	40	20 CC					
F200	200 CELL SQUARE	530X275	22X22	40	12 CC					
F288	288 CELL SQUARE	520X270	20X20	27	8 CC					
F448	448 CELL SEEDLING TRAY	619X315	16	25	5 CC					
SEPARABLE POTS										
F15K	15 CELL SEPARABLE POT	375X180	65X55	78	200 CC					
F20K	20 CELL SEPARABLE POT	348X280	64X64	78	235 CC					
F45KK	45 CELL SEPARABLE POT	353X375	52X67	78	125 CC					
F48KK	48 CELL SEPARABLE POT	540X375	58X58	61	100 CC					
ACCESSORIES										
TPS	SEEDLING TRANSPORT TRAY	55X335	-	20	-					
K20B	SUCCULENT TRAY	250X270	46	25	-					



THERMOFORM POT SERIES INFORMATION LIST

CODE	PRODUCT NAME									
		OUTER X INNER	HEIGHT	BASE	VOLUME	PLT SIZE	TRUCK INFORMATION		CONTAINER	
		W x L	QTY/PLT	PLT QTY	QTY/PLT	PLT QTY				
SK76	7 CM SQUARE POT	70X70	60	52	180 CC					
SK77	7 CM SQUARE POT	70X70	70	51	210 CC					
SK78	7 CM SQUARE POT	70X70	80	49	240 CC					
SK87	8 CM SQUARE POT	80X80	70	60	280 CC					
SK88	8 CM SQUARE POT	80X80	80	58	300 CC					
SK89	8 CM SQUARE POT	80X80	90	55	320 CC					
SK98	9 CM SQUARE POT	90X90	80	65	380 CC					
SK910	9 CM SQUARE POT	90X90	100	60	450 CC					
S97	9 CM ROUND POT	90	70	63	300 CC					
S98	9 CM ROUND POT	90	80	62	350 CC					
S99	9 CM ROUND POT	90	90	61	400 CC					
S1057	10,5 CM ROUND POT	105	70	78	450 CC					
S1058	10,5 CM ROUND POT	105	80	76	500 CC					
S1059	10,5 CM ROUND POT	105	90	74	550 CC					
S1210	12 CM ROUND POT	120	100	87	800 CC					
S1396	13 CM ROUND POT	130	96	96	980 CC					
S13105	13 CM ROUND POT	130	105	94	1000 CC					
S1312	13 CM ROUND POT	130	120	92	1100 CC					
SD13105	13 CM PATTERN ROUND POT	130	105	93	1000 CC					
S1411	14 CM ROUND POT	140	110	106	1250 CC					
S14125	14 CM ROUND POT	140	125	103	1500 CC					
S15127	15 CM ROUND POT	150	127	113	1700 CC					
S15135	15 CM ROUND POT	150	135	112	1800 CC					
S17135	17 CM ROUND POT	170	135	128	2300 CC					
S1913	19 CM ROUND POT	190	130	115	2500 CC					









TECHNICAL SPECIFICATIONS

F18 18 CELL SQUARE







	Width-Length	560X310
	Height	85 MM
	Diameter	85X85
	Volume	450 CC



F20 20 CELL SQUARE







	Width-Length	348X278
	Height	78 MM
	Diameter	64X64
	Volume	235 CC



F24K 24 CELL SQUARE







	Width-Length	515X325
	Height	70 MM
	Diameter	78X68
	Volume	245 CC



F24Y 24 CELL ROUND







	Width-Length	515X325
	Height	70 MM
	Diameter	70 MM
	Volume	218 CC



F24P 24 CELL PAPERPOT







	Width-Length	515X325
	Height	76 MM
	Diameter	75 MM
	Volume	315 CC



F28 28 CELL ROUND







	Width-Length	515X325
	Height	70 MM
	Diameter	62 MM
	Volume	178 CC



F28K 28 CELL SQUARE







	Width-Length	562X315
	Height	78 MM
	Diameter	71X71
	Volume	292 CC



F32 32 CELL ROUND







	Width-Length	515X325
	Height	72 MM
	Diameter	59 MM
	Volume	140 CC



F45 45 CELL ROUND







	Width-Length	515X325
	Height	50 MM
	Diameter	53 MM
	Volume	75 CC



F45NEV 32 CELL ROUND SHORT







	Width-Length	450X250
	Height	47 MM
	Diameter	44 MM
	Volume	60 CC



F45KB 45 CELL SQUARE







	Width-Length	535X375
	Height	78 MM
	Diameter	52X67
	Volume	125 CC



F48 48 CELL SQUARE



	Width-Length	540X375
	Height	61 MM
	Diameter	58X54
	Volume	100 CC





TECHNICAL SPECIFICATIONS

F50 50 CELL SQUARE



	Width-Length	520X270
	Height	52 MM
	Diameter	46X46
	Volume	58 CC



F60 60 CELL PAPERPOT



	Width-Length	510X310
	Height	52 MM
	Diameter	47 MM
	Volume	64 CC



F70K 70 CELL SQUARE SHORT



	Width-Length	515X325
	Height	48 MM
	Diameter	41X38
	Volume	53 CC



F70D 70 CELL SQUARE LONG



	Width-Length	515X325
	Height	68 MM
	Diameter	41X38
	Volume	68 CC




F70P 70 CELL PAPERPOT



	Width-Length	525X270
	Height	42 MM
	Diameter	40X40
	Volume	44 CC



F72 72 CELL SQUARE



	Width-Length	525X270
	Height	45 MM
	Diameter	37X37
	Volume	36 CC



F72K 72 CELL SQUARE CONIC



	Width-Length	502X325
	Height	45 MM
	Diameter	37X37
	Volume	45 CC




F77 77 CELL SQUARE



	Width-Length	502X325
	Height	65 MM
	Diameter	40X41
	Volume	67 CC



F77MEX 77 CELL MEX



	Width-Length	560X360
	Height	60 MM
	Diameter	47X47
	Volume	80 CC



F84 84 CELL SQUARE



	Width-Length	500X300
	Height	48 MM
	Diameter	35X35
	Volume	38 CC




F84P 84 CELL PAPERPOT



	Width-Length	504X307
	Height	40 MM
	Diameter	37X37
	Volume	33 CC



F104K 104 CELL ROUND SHORT



	Width-Length	504X307
	Height	39 MM
	Diameter	34 MM
	Volume	25 CC





TECHNICAL SPECIFICATIONS


F104D 104 CELL ROUND LONG



	Width-Length	535X310
	Height	55 MM
	Diameter	33 MM
	Volume	33 CC




F104ARB 104 CELL ARB



	Width-Length	505X305
	Height	50 MM
	Diameter	36X36
	Volume	31 CC



F104P 104 CELL PAPERPOT



	Width-Length	534X276
	Height	40 MM
	Diameter	35X35
	Volume	31 CC



F128 128 CELL SQUARE



	Width-Length	530X305
	Height	50 MM
	Diameter	30X30
	Volume	25 CC



F160PS 160 CELL SEEDLING TRAY



	Width-Length	515X325
	Height	40 MM
	Diameter	28 MM
	Volume	20 CC



F200 200 CELL SQUARE



	Width-Length	515X325
	Height	40 MM
	Diameter	22X22
	Volume	12 CC




F288 288 CELL SQUARE



	Width-Length	562X315
	Height	27 MM
	Diameter	20X20
	Volume	8 CC



F448 448 CELL SEEDLING TRAY



	Width-Length	515X325
	Height	25 MM
	Diameter	16 MM
	Volume	5 CC



F15K 15 CELL SEPARABLE POT



	Width-Length	515X325
	Height	50 MM
	Diameter	53 MM
	Volume	75 CC



F20K 20 CELL SEPARABLE POT



	Width-Length	450X250
	Height	47 MM
	Diameter	44 MM
	Volume	60 CC



F45KK 45 CELL SEPARABLE POT



	Width-Length	535X375
	Height	78 MM
	Diameter	52X67
	Volume	125 CC



F48KK 48 CELL SEPARABLE POT



	Width-Length	540X375
	Height	61 MM
	Diameter	58X54
	Volume	100 CC





TECHNICAL SPECIFICATIONS

TPS TRANSPORT TRAY



	Diameter	-
	Height	20 MM
	Outer Size	550x335
	Volume	-



K20B SUCCULENT TRAY



	Diameter	46 MM
	Height	25 MM
	Outer Size	250x270
	Volume	-



SK76 7 CM SQUARE POT



	Diameter	70X70
	Height	60 MM
	Base	52 MM
	Volume	180 CC



SK77 7 CM SQUARE POT



	Diameter	70X70
	Height	70 MM
	Base	51 MM
	Volume	210 CC



SK78 7 CM SQUARE POT



	Diameter	70X70
	Height	80 MM
	Base	49 MM
	Volume	240 CC



SK87 8 CM SQUARE POT



	Diameter	80X80
	Height	70 MM
	Base	60 MM
	Volume	280 CC



SK88 8 CM SQUARE POT



	Diameter	80X80
	Height	80 MM
	Base	58 MM
	Volume	300 CC



SK89 8 CM SQUARE POT



	Diameter	80X80
	Height	90 MM
	Base	55 MM
	Volume	320 CC



SK98 9 CM SQUARE POT



	Diameter	90X90
	Height	80 MM
	Base	65 MM
	Volume	380 CC



SK910 9 CM SQUARE POT



	Diameter	90X90
	Height	100 MM
	Base	60 MM
	Volume	450 CC



S97 9 CM ROUND POT



	Diameter	90 MM
	Height	70 MM
	Base	63 MM
	Volume	300 CC



S98 9 CM ROUND POT



	Diameter	90 MM
	Height	80 MM
	Base	62 MM
	Volume	350 CC





TECHNICAL SPECIFICATIONS

S99 9 CM ROUND POT



	Diameter	90 MM
	Height	90 MM
	Base	61 MM
	Volume	400 CC



S1057 10,5 CM ROUND POT



	Diameter	105 MM
	Height	70 MM
	Base	78 MM
	Volume	450 CC



S1058 10,5 CM ROUND POT



	Diameter	105 MM
	Height	80 MM
	Base	76 MM
	Volume	500 CC



S1059 10,5 CM ROUND POT



	Diameter	105 MM
	Height	90 MM
	Base	74 MM
	Volume	550 CC



S1210 12 CM ROUND POT



	Diameter	120 MM
	Height	100 MM
	Base	87 MM
	Volume	800 CC



S1396 13 CM ROUND POT



	Diameter	130 MM
	Height	96 MM
	Base	96 MM
	Volume	980 CC



S13105 13 CM ROUND POT



	Diameter	130 MM
	Height	105 MM
	Base	94 MM
	Volume	1000 CC



S1312 13 CM ROUND POT



	Diameter	130 MM
	Height	120 MM
	Base	92 MM
	Volume	1100 CC



SD13105 13 CM PATTERN ROUND POT



	Diameter	130 MM
	Height	105 MM
	Base	93 MM
	Volume	1000 CC



S1411 14 CM ROUND POT



	Diameter	140 MM
	Height	110 MM
	Base	106 MM
	Volume	1250 CC



S14125 14 CM ROUND POT



	Diameter	140 MM
	Height	125 MM
	Base	103 MM
	Volume	1500 CC



S15127 15 CM ROUND POT



	Diameter	150 MM
	Height	127 MM
	Base	113 MM
	Volume	1700 CC





TECHNICAL SPECIFICATIONS

S15135 15 CM ROUND POT



	Diameter	150 MM
	Height	135 MM
	Base	112 MM
	Volume	1800 CC



S17135 17 CM ROUND POT



	Diameter	170 MM
	Height	135 MM
	Base	128 MM
	Volume	2300 CC



S1913 19 CM ROUND POT



	Diameter	190 MM
	Height	130 MM
	Base	115 MM
	Volume	2500 CC

